


# JONNYCAKE CENTER OF PEACE DALE 2010



## MEALS DISTRIBUTED

2009: 308,280

2010: 317,631

Community support has been tremendous, especially in the current economy. In 2010 we received 101,632 pounds of donated food collected at area food drives and from individual contributions.

## TOTAL FOOD DONATIONS

101,632 pounds

## NEW CLIENTS ENROLLED

344 additional households came to us for help in 2010



Along with many in our community, our retail thrift store was deeply affected by the spring flooding. It was closed for over two weeks as a result, and then closed again in the summer to repair damages to the floors. Despite this, it continued to provide great support for our emergency food pantry and client service programs.

## CLIENTS SERVED

An average of 1,183 individuals a month

## ADULT VOLUNTEER TIME (Board, Store and Emergency Food Pantry)

4,345 hours



Teen Jonnycake members contributed almost 1,000 hours of service to our emergency food pantry and other special programs in 2010.



## PANTRY EXPRESS

Distributed 19,674 pounds of fresh fruits and vegetables.



448 households received Thanksgiving baskets, feeding 1,099 individuals, and December holiday meals were distributed to 967 individuals in 371 households. In addition, 379 children, 126 teens and 102 senior and disabled clients received holiday gifts donated by the community.



Events included the 4th annual Community Conversation on Hunger in March, 4th Hunger Awareness Day in June, a Jonnycake Breakfast at the Elk's Lodge in September, and our first annual Board Gala at Theatre by the Sea in May.



**Jonnycake Center**  
of Peace Dale

1231 Kingstown Rd.  
Peace Dale, RI 02879

*Return Service Requested*

*Eliminating hunger in  
our community.*

## Jonnycake Center of Peace Dale 2010 Annual Report

### Message From the Executive Director

It is my sincere hope that 2010 will be as bad as it gets! The Jonnycake Center distributed a record amount of food – enough to provide for 317,631 meals. To put this in context, the Center only distributed enough for 93,603 meals in 2006. The need for our assistance has more than tripled in just five years.

It certainly has been a memorable year in many ways. Just like many of our neighbors, we had water running through the first floor of our building for over two weeks as a result of the spring flooding. The Jonnycake Center assumed yet another role, as it served as an emergency water distribution site for FEMA during that period.

Community support for our work remained tremendous throughout these troubled times. We thank everyone for their continued generosity!

*- Susan A. Gustaitis, Executive Director*

### Programs

- Emergency food pantry.
- Free clothing and household items for clients in need.
- Referrals to other social service agencies.
- Supplemental Nutrition Assistance Program application assistance.
- Holiday dinners - Thanksgiving and December.
- Holiday gifts for children, teens and elders.
- School vacation breakfast and lunch program.
- Back to school supplies.
- “Jonny’s Locker” provides assistance to teens at South Kingstown and Narragansett High Schools.
- “Lil Cakes” provides additional resources for infants and toddlers.
- Referrals to the pet food pantry hosted by the Animal Rescue League of South County.
- Deliveries of food baskets for elder and disabled clients.
- Distribution of fresh produce from July-October through the “Neighborhood Pantry Express” program.
- Hunger Task Force.
- Teen Jonnycake.
- Volunteer Programs: Food Pantry, Retail Thrift Store and Board of Directors.

The mission of the Jonnycake Center of Peace Dale is to improve the quality of life for individuals and families by providing comprehensive assistance to those in need of food, clothing, and household items and through individual and systemic advocacy for our clients.

### JONNYCAKE CENTER OF PEACE DALE - CLIENT DEMOGRAPHICS AS OF December 31, 2010

TOTAL CLIENT HOUSEHOLDS REGISTERED: 1,883  
TOTAL NUMBER OF CLIENTS: 4,529

#### GENDER & AGE (BY TOTAL CLIENTS)

MALE	2,092	46%
FEMALE	2,437	54%
ADULTS	2,391	53%
CHILDREN	1,911	42%
ELDERS	227	5%

#### TOWNS (BY TOTAL HOUSEHOLDS)

SOUTH KINGSTOWN	1,035	55%
NARRAGANSETT	347	19%
NORTH KINGSTOWN	249	13%
SOUTH COUNTY	227	12%
RHODE ISLAND	25	1%

#### FAMILY SIZE (BY TOTAL HOUSEHOLDS)

1	749	40%
2	382	20%
3	337	18%
4	213	11%
5	128	7%
6	41	2%
7	20	1%
8	3	0.2%
9	4	0.2%
10	6	0.3%

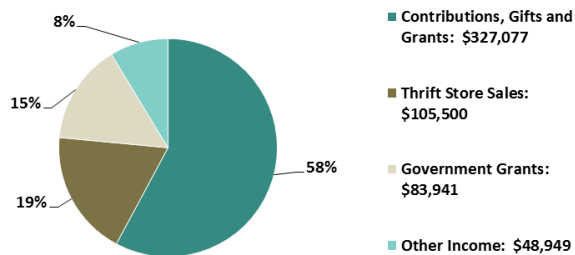
#### ETHNICITY (BY TOTAL HOUSEHOLDS)

WHITE	1,446	77%
NATIVE AMERICAN	171	9%
AFRICAN AMERICAN	68	3%
HISPANIC	47	2%
ASIAN	9	1%
OTHER	142	8%

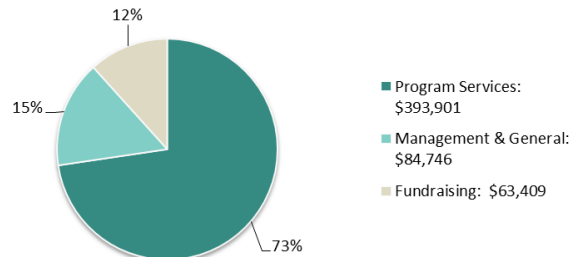
### 2010 at a Glance

The information below provides a brief summary of who we helped through the past year, as well as an overview of program income and expenses for the year. The Jonnycake Center ended its 2010 fiscal year with excess revenue of \$23,411 protecting against potential budget cuts from other funding sources.

### Support & Revenue (\$565,467)



### Expenses (\$542,056)



Non-Profit Org.  
U.S. POSTAGE  
PAID  
Permit No. 102  
Wakefield, RI